

## Instructions to access MATLAB Online

Please follow the following steps to access the MATLAB Online trial for the Vectors and Matrices, Taught Holistically with Mathematical Software Help (CTM Strand, Session E5):


1. Click on this [link](#) to visit the webpage to access MATLAB.
2. If you are already signed into MathWorks account, proceed to next step. If not, sign-in using your MathWorks account credentials or Create an account.

### MATLAB & Simulink

#### Access MATLAB for your Hands-On Workshop

MathWorks is pleased to provide a special license to you as a course participant to use for your Hands-On Workshop. This is a limited license for the duration of your course and is intended to be used only for course work and not for government, research, commercial, or other organization use.

<b>Course Name:</b>	Vectors and Matrices, Taught Holistically with Mathematical Software Help (CTM Strand, Session E5)
<b>Organization:</b>	<a href="#">Association of Teaching Mathematics Conference (UK)</a>
<b>Starting:</b>	03 Apr 2021
<b>Ending:</b>	04 May 2021



Email  
  
[No account? Create one!](#)  
By signing in you agree to our [privacy policy](#).

Next

3. Once signed-in click “Access MATLAB Online” to start using MATLAB Online.

#### Access MATLAB for your Hands-On Workshop

MathWorks is pleased to provide a special license to you as a course participant to use for your Hands-On Workshop. This is a limited license for the duration of your course and is intended to be used only for course work and not for government, research, commercial, or other organization use.

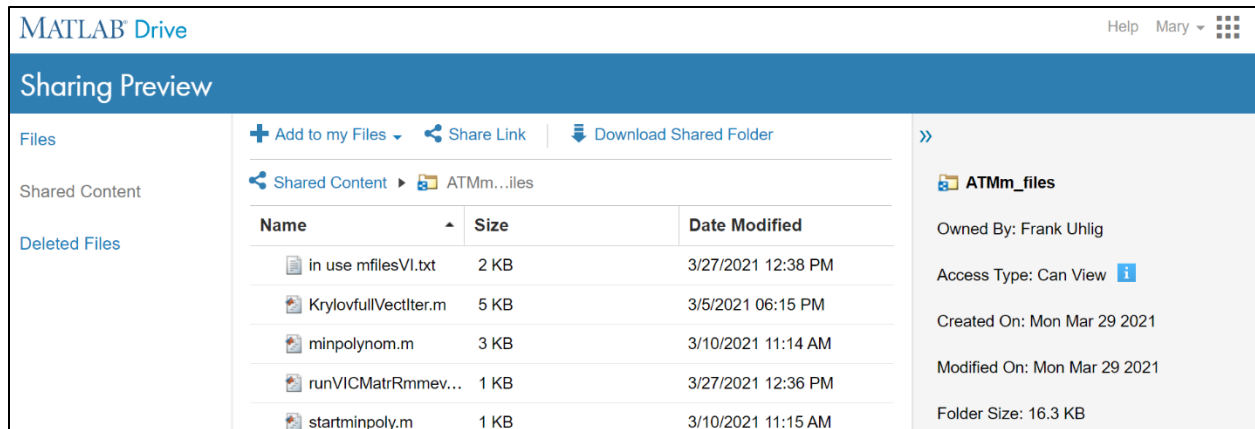
<b>Course Name:</b>	Vectors and Matrices, Taught Holistically with Mathematical Software Help (CTM Strand, Session E5)
<b>Organization:</b>	<a href="#">Association of Teaching Mathematics Conference (UK)</a>
<b>Starting:</b>	03 Apr 2021
<b>Ending:</b>	04 May 2021

Access MATLAB Online

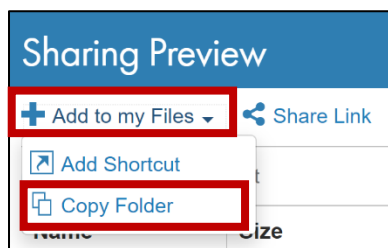
## Instructions to access shared workshop files via MATLAB Drive

Once you have created a MathWorks account to access MATLAB Online trial, here are the next steps to access and use the files provided for the session:


1. Click on this [link](#) to access the shared files. You will see a Preview of the materials being shared with you.



2. Click on “Add to my Files” and select “Copy Folder” to add the files to your MATLAB Drive account.



3. If you are already signed into MathWorks account, proceed to next step. If not, you will be prompted to sign into MATLAB Drive using your MathWorks account credentials.



4. To Open the files in MATLAB Online, select the file and Click “Open in MATLAB Online” in the navigation bar. MATLAB Online will automatically open in a new browser window.

